GUIDE

1
1
1
2
2
2
2
4
4
GDHF-GY02 4
5
5
6
7
7
9

GDHF-GY02

-GY02

GDHF-GY02

LED

CPU,

IO

" " Þ

GDHF-GY02 PLC

GDHF-GY02

PLC

GDHF-GY02

J14

GDHF-GY02

- HF650
- HF630

GDHF-GY02

36

! 10

GDHF-GY02 J14

GDHF-GY02

GDHF-GY02

- GDHF-GY02
- GDHF-GY02

EMC GDHF-GY02

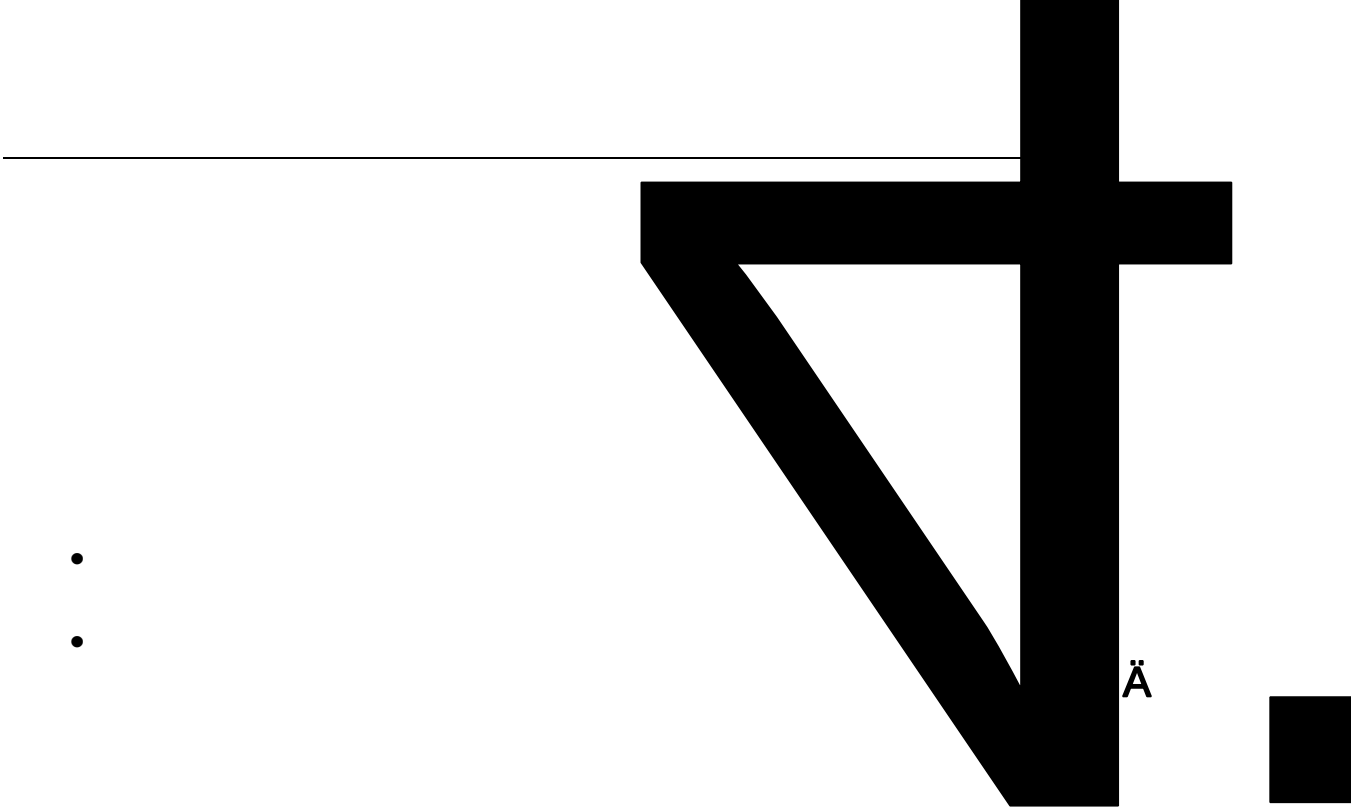

Ä

+eF

	DI17-PW	17	
	DI18-PW	18	
	DI19-PW	19	
	DI20-PW	20	
	DI21-PW	21	
	DI22-PW	22	
	DI23-PW	23	
	DO6A-DO6C	6	AC 250V,3AC,COS =0.4 DC 30V,1A
	DO7A- DO7C	7	
	DO8A- DO8C	8	

PW 24V ;

24V 24V;

COM COM;

			0		
P27.00			1		0
			2		
			0	OEM_0	
P27.01		ID	1		0
P27.02	DI_1		0		
			1		
			2		
			3	2	
			4	3	
			5	4	
			6	5	
			7		
			8		
			9		
			10		
			11		
			12	110%	
			13	100%	
			14	90%	

P27.34	DI_7_		0
P27.35	DI_8_		0
P27.36	DI_9_		0
P27.37	DI_10_		0
P27.38	DI_11_		0
P27.39	DI_12_		0
P27.40	DI_13_		0
P27.41	DI_14_		0
P27.42	DI_15_		0
P27.43	DI_16_		0
P27.44	DI_17_		0
P27.45	DI_18_		0
P27.46	DI_19_		0
P27.47	DI_20_		0
P27.48	DI_21_		0
P27.49	DI_22_		0
P27.50	DI_23_		0
P27.51	110%_	110%	

0

P27.60	90%_	90%
P27.61	50%_	50%
P27.62	50%_	50%
P27.63	25%_	25%
P27.64	25%_	25%
P27.65		

2.

P08.00 3 MODBUS

P08.10 5 MODBUS

Vx.xxMT

AI_1

0VDC-10VDC

P05.00 AI_1 1 0~10V

P12.2 – P12.6 1-5 5

1-5 DI

Hz

Vx.xxMT

5 1 – 5

Hz

P12.07 0V ~

10V 0% ~ 100%

:

= *

DI

OEM 1

4. DI DO

P27.02 P27.27

DI DO

P27.28 P27.50 DI

DI DO

DI	
	1
	1
2	2 ( )
3	3 ( )
4	4 ( )
5	5 ( )
	1 1
	1 1
110% (1)	P27.51 P27.52
100% (2)	P27.53 P27.54
90% (3)	P27.55 P27.56

100% (4)	P27.57 P27.58
90% (5)	P27.59 P27.60
50% (6)	P27.61 P27.62
25% (7)	P27.63 P27.64
	2.5
	0.5Hz

DO	
90% / _	90% 90%

5.

		1 1

		1 1
	y Zò yÀ	
110% 1		P27.51
		P27.52
100% 2		P27.53
		P27.54
90% 3		P27.55
		P27.56
100% 4		P27.57
		P27.58
90% 5		P27.59
		P27.60
50% 6		P27.61
		P27.62
25% 7		P27.63
		P27.64

Å 110% 1 ~ 25%

7 7

n n n >

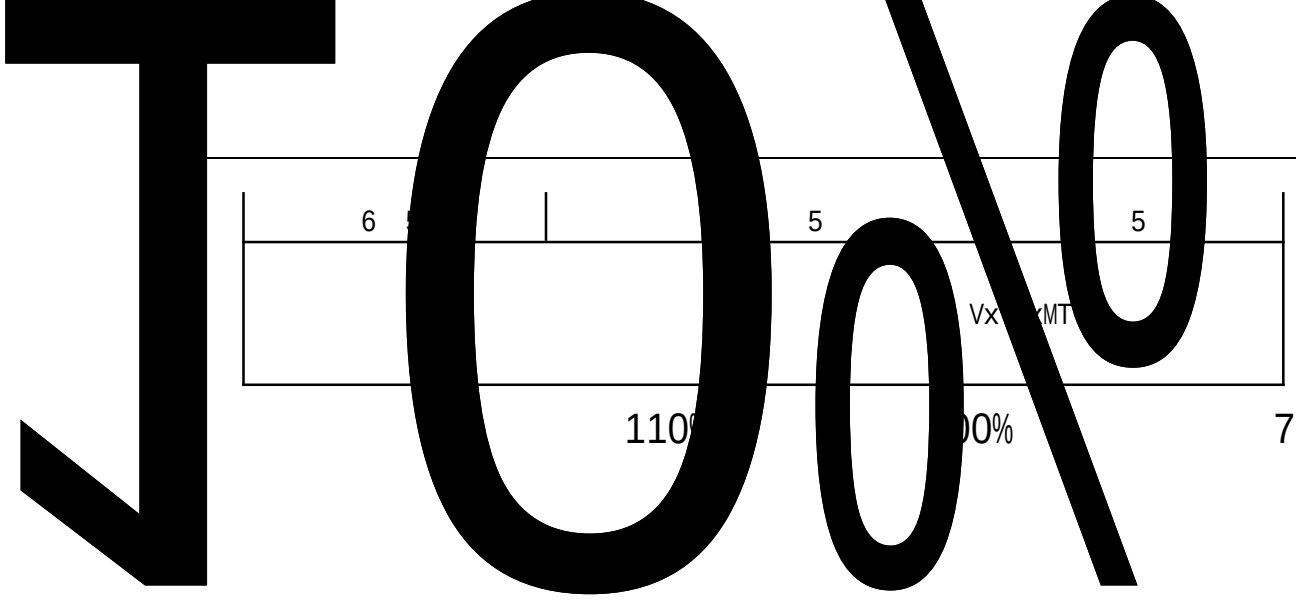

110%

1

P27.51 110%_ 1

P27.52 Ë 11 _ 2 1

110%

P27.65

7.

P27.66

DO

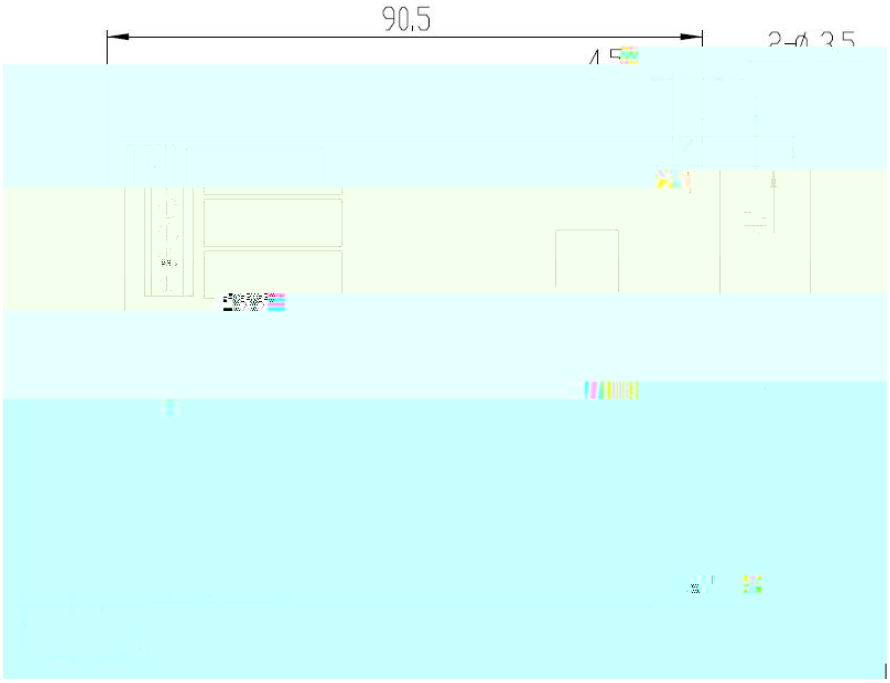

GDHF-GY02 mm

- DI
- DO
-
-

Wuhan Guide Technology Co.,Ltd.

6

430223

86-027-87927230

shfw@gdetec.com

www.gdetec.com

400-0077-570